

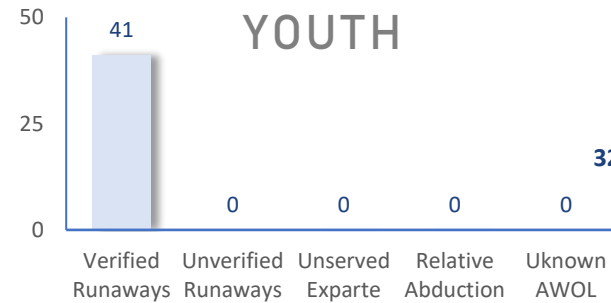
The following statistics show the status and demographics of absent Kansas foster youth and track DCF's successful recovery efforts.

RECOVERED YOUTH

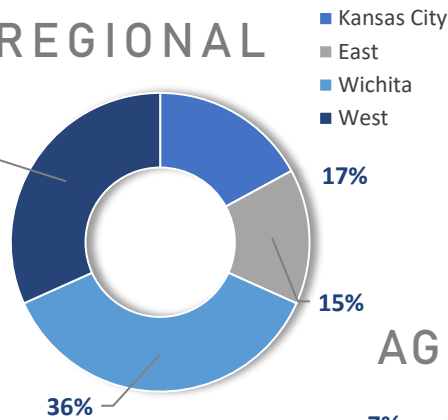


*A youth may be recovered more than once per month.

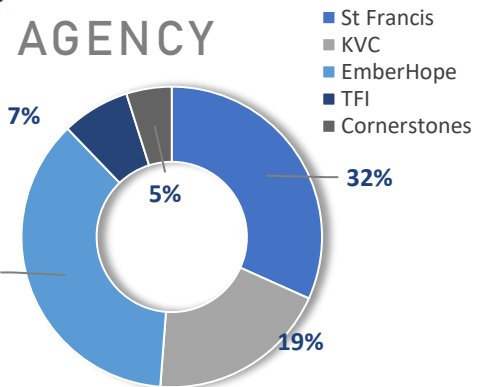
CURRENT AWOL YOUTH



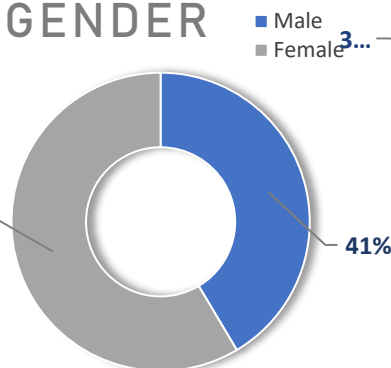
REGIONAL



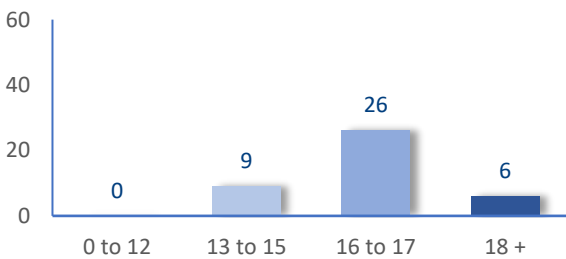
AGENCY



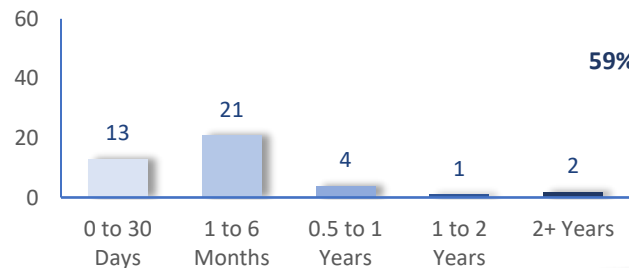
GENDER



AGE



TIME



DAILY AWOL YOUTH

2025

| December | | January | | February | | March | |
|----------|--------|---------|--------|----------|--------|-------|--------|
| DATE | # AWOL | DATE | # AWOL | DATE | # AWOL | DATE | # AWOL |
| 2 | 44 | 2 | 44 | 3 | 41 | 3 | 38 |
| 3 | 44 | 3 | 39 | 4 | 41 | 4 | 38 |
| 4 | 41 | 6 | 39 | 5 | 41 | 5 | 39 |
| 5 | 40 | 7 | 39 | 6 | 40 | 6 | 38 |
| 6 | 40 | 8 | 41 | 7 | 39 | 7 | 39 |
| 9 | 41 | 10 | 41 | 10 | 41 | 10 | 40 |
| 10 | 41 | 13 | 42 | 11 | 42 | 11 | 36 |
| 11 | 41 | 14 | 41 | 13 | 41 | 12 | 37 |
| 12 | 41 | 15 | 43 | 14 | 41 | 13 | 36 |
| 13 | 41 | 16 | 45 | 17 | 41 | 14 | 34 |
| 16 | 42 | 17 | 43 | 18 | 41 | 17 | 34 |
| 17 | 42 | 21 | 44 | 19 | 42 | 18 | 41 |
| 18 | 39 | 22 | 45 | 20 | 42 | 19 | |
| 19 | 40 | 23 | 45 | 21 | 40 | 20 | |
| 20 | 36 | 24 | 45 | 24 | 39 | 21 | |
| 23 | 36 | 27 | 42 | 25 | 40 | 24 | |
| 24 | 36 | 28 | 43 | 26 | 40 | 25 | |
| 26 | 42 | 29 | 42 | 27 | 40 | 26 | |
| 27 | 37 | 30 | 41 | 28 | 40 | 27 | |
| 30 | 43 | 31 | 41 | | | 28 | |
| 31 | 41 | | | | | 31 | |